

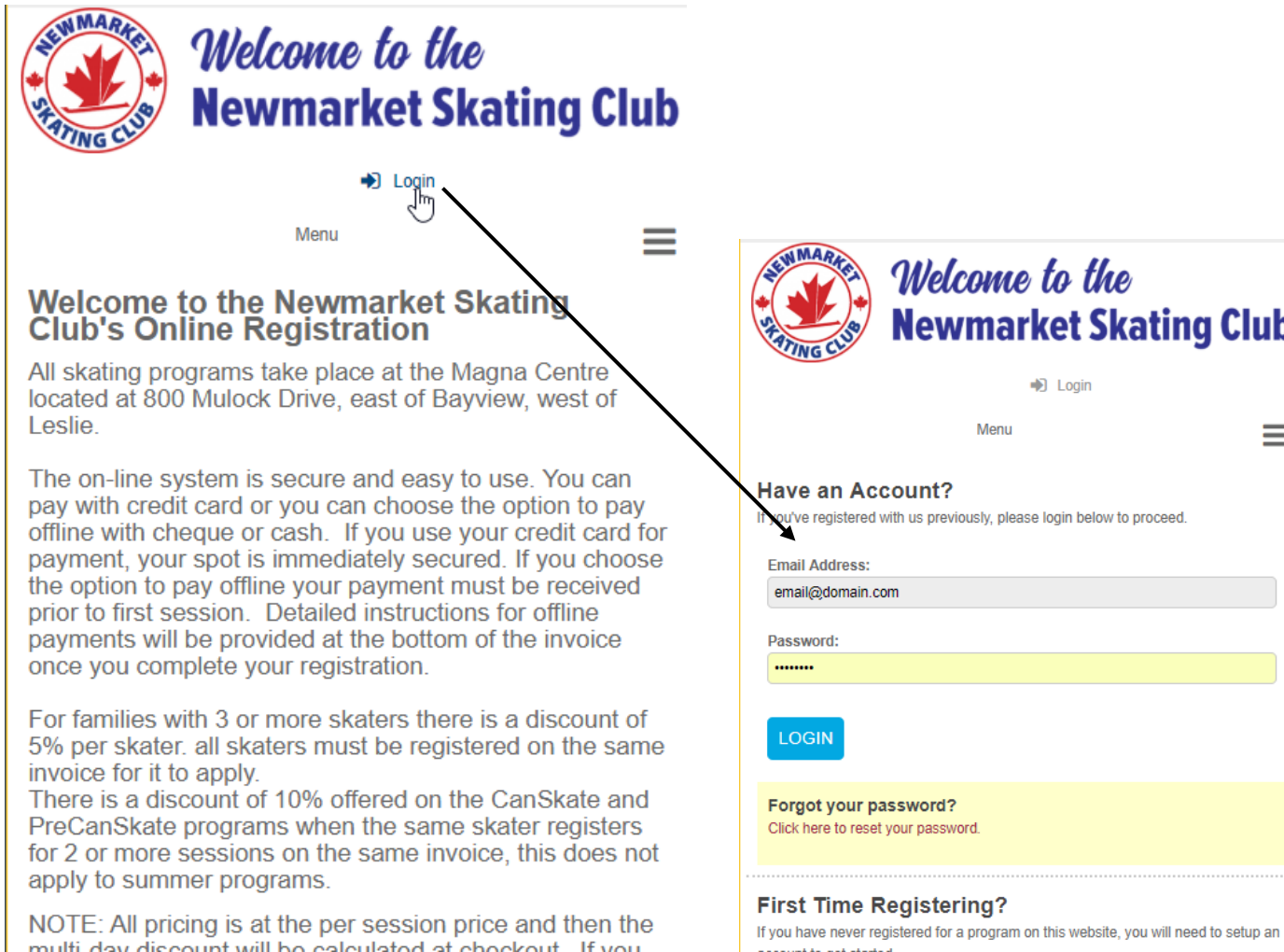


How to Retrieve CanSkate Evaluations

October, 2020

Logon to NSC Athlete Management System

<https://register.newmarketskatingclub.com/>



NEWMARKET SKATING CLUB

Welcome to the Newmarket Skating Club

Menu [Login](#)

Welcome to the Newmarket Skating Club's Online Registration

All skating programs take place at the Magna Centre located at 800 Mulock Drive, east of Bayview, west of Leslie.

The on-line system is secure and easy to use. You can pay with credit card or you can choose the option to pay offline with cheque or cash. If you use your credit card for payment, your spot is immediately secured. If you choose the option to pay offline your payment must be received prior to first session. Detailed instructions for offline payments will be provided at the bottom of the invoice once you complete your registration.

For families with 3 or more skaters there is a discount of 5% per skater. all skaters must be registered on the same invoice for it to apply.

There is a discount of 10% offered on the CanSkate and PreCanSkate programs when the same skater registers for 2 or more sessions on the same invoice, this does not apply to summer programs.

NOTE: All pricing is at the per session price and then the multi day discount will be calculated at checkout. If you

NEWMARKET SKATING CLUB

Welcome to the Newmarket Skating Club

Menu [Login](#)

Have an Account?

If you've registered with us previously, please login below to proceed.

Email Address:

Password:

LOGIN

Forgot your password?
[Click here to reset your password.](#)

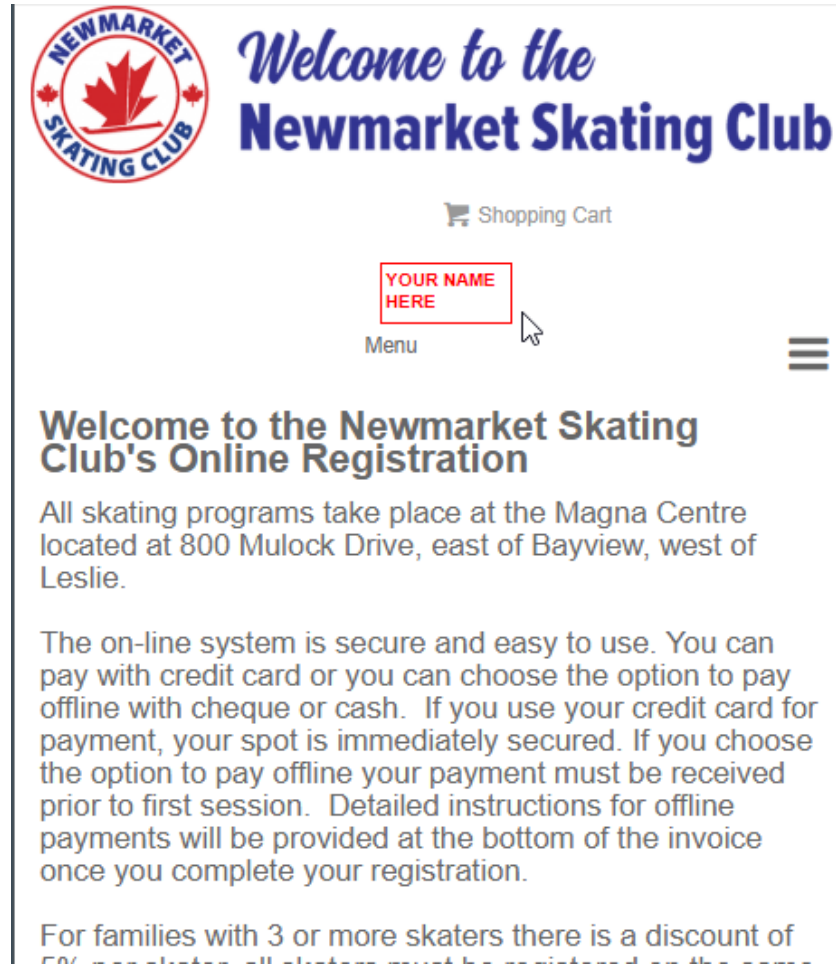
First Time Registering?

If you have never registered for a program on this website, you will need to setup an account to get started.



Click on your Name to gain entry to your account

This enters you into the Athlete Management System



The screenshot shows the Newmarket Skating Club's online registration page. At the top left is the club's logo, a red maple leaf inside a circular border with the text 'NEWMARKET SKATING CLUB'. To the right of the logo is the text 'Welcome to the Newmarket Skating Club' in a blue serif font. Below this is a 'Shopping Cart' icon and a red-bordered box containing the text 'YOUR NAME HERE' with a mouse cursor pointing to it. Below the box is the word 'Menu' and a hamburger menu icon. The main heading is 'Welcome to the Newmarket Skating Club's Online Registration'. The text below explains that all skating programs take place at the Magna Centre, located at 800 Mulock Drive, east of Bayview, west of Leslie. It also states that the on-line system is secure and easy to use, with payment options for credit card, cheque, or cash. Detailed instructions for offline payments will be provided at the bottom of the invoice once registration is complete. At the bottom, it mentions a discount for families with 3 or more skaters.

Welcome to the Newmarket Skating Club's Online Registration

All skating programs take place at the Magna Centre located at 800 Mulock Drive, east of Bayview, west of Leslie.

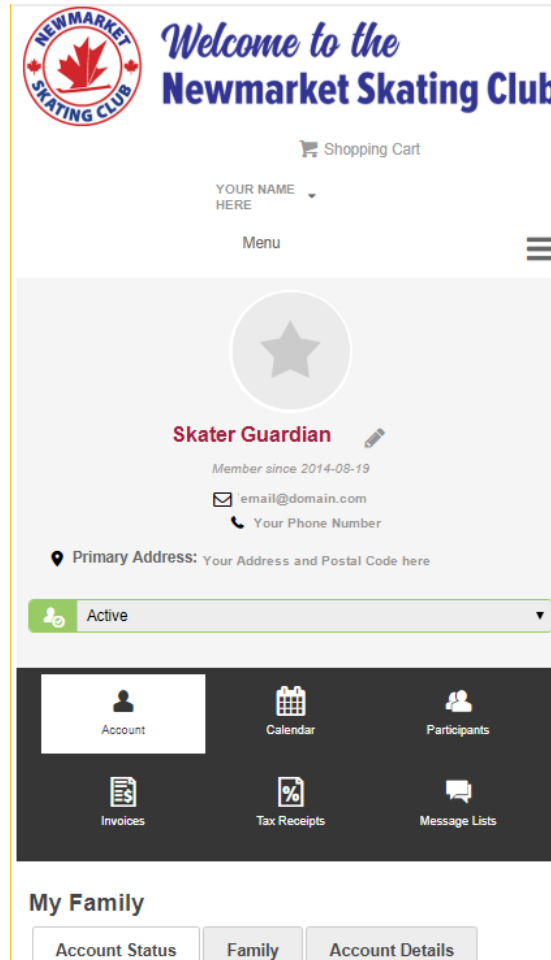
The on-line system is secure and easy to use. You can pay with credit card or you can choose the option to pay offline with cheque or cash. If you use your credit card for payment, your spot is immediately secured. If you choose the option to pay offline your payment must be received prior to first session. Detailed instructions for offline payments will be provided at the bottom of the invoice once you complete your registration.

For families with 3 or more skaters there is a discount of



Welcome to the Athlete Management System

You can track financial status and all current and historical invoices here

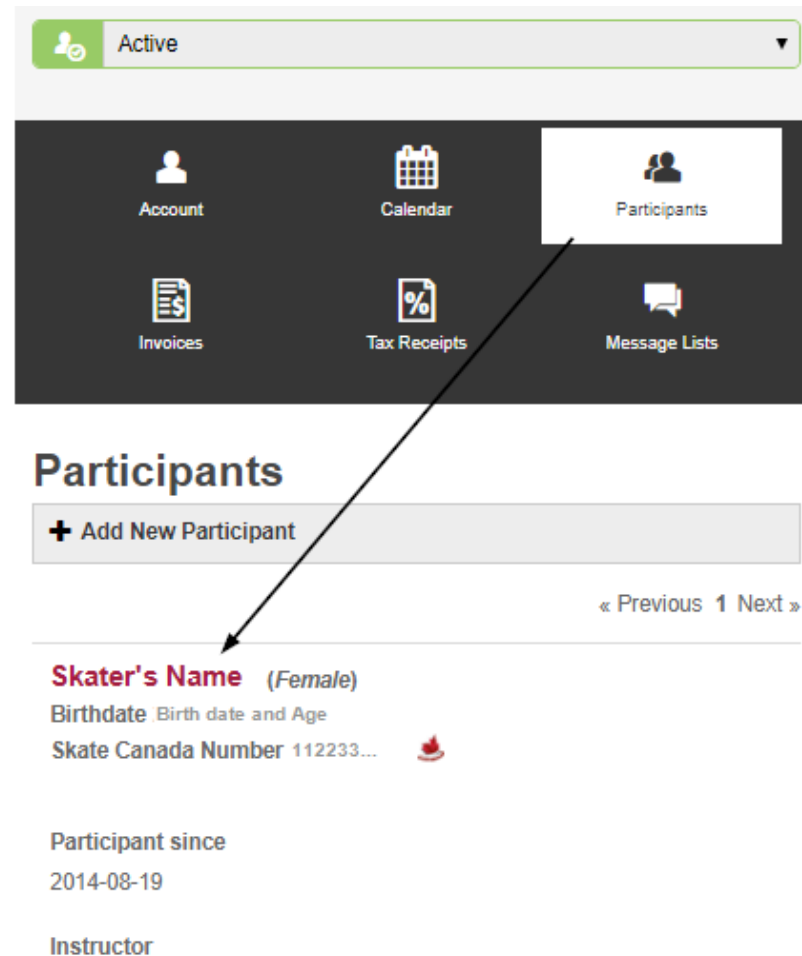


The screenshot displays the user interface for the Newmarket Skating Club's Athlete Management System. At the top left is the club's logo, a red maple leaf inside a circular border with the text "NEWMARKET SKATING CLUB". To the right of the logo, the text "Welcome to the Newmarket Skating Club" is displayed in a blue, serif font. Below this, there is a "Shopping Cart" icon and text. A dropdown menu labeled "YOUR NAME HERE" is visible, with a "Menu" button and a hamburger menu icon to its right. The main content area features a large grey circle with a white star, representing a user profile. Below the star, the name "Skater Guardian" is shown in red, followed by a pencil icon for editing. Underneath, it states "Member since 2014-08-19" and provides contact information: "email@domain.com" and "Your Phone Number". A location pin icon is followed by the text "Primary Address: Your Address and Postal Code here". A green bar with a person icon and the word "Active" is positioned below the address. At the bottom of the main content area, there is a dark grey navigation bar with six icons and labels: "Account" (person icon), "Calendar" (calendar icon), "Participants" (group of people icon), "Invoices" (document with dollar sign icon), "Tax Receipts" (document with percent sign icon), and "Message Lists" (speech bubble icon). Below the navigation bar, the section "My Family" is visible, with three buttons: "Account Status", "Family", and "Account Details".



For this Exercise we will only focus on the Participants Tab

Find out the progression of all your skaters in one place



Active


Account Calendar **Participants**

Invoices Tax Receipts Message Lists

Participants

+ Add New Participant

« Previous 1 Next »

Skater's Name (Female)
Birthdate Birth date and Age
Skate Canada Number 112233... 

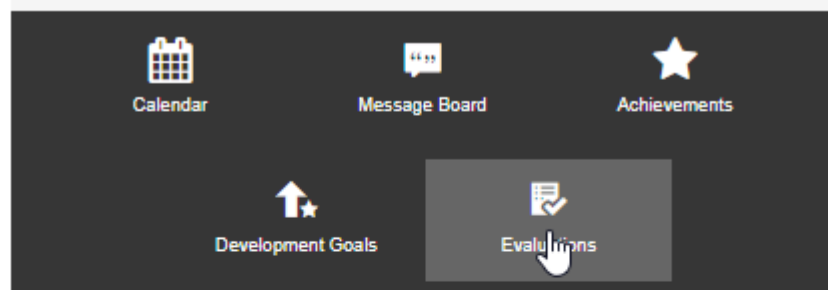
Participant since
2014-08-19

Instructor

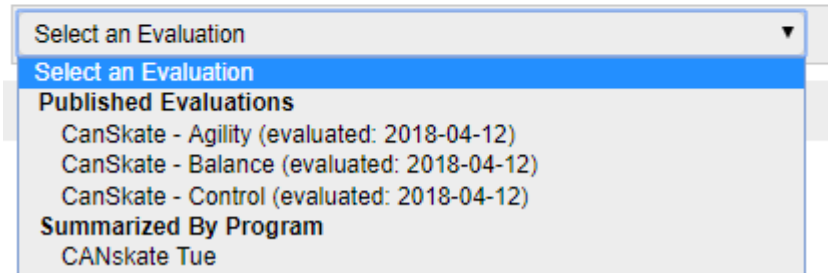


Select the Skater of Interest to understand their Evaluations

Evaluations = Report Cards – You have arrived!



Participant Evaluations



There are three primary building blocks that Skate Canada and Newmarket Skating Club use to evaluate the progression of your skater, which appear in your skaters evaluations:

- **Agility**: Skills concentrating on most turning and jumping skills.
- **Balance**: Activities concentrating on most forward skills, pushing technique and edges.
- **Control**: Focusing on most backwards skills, stopping and speed elements.



Published Evaluations by Focus Area

See Agility, Balance and Control Progression

Historically the club provided you with summaries of you skaters progress on paper. We normalized the Agility, Balance and Control to a single view.

Now, we are sharing the real view of the data in our Athlete Management Program.

By selecting each Evaluation (Agility, Balance and Control) you can understand the progression of your skater in these three areas of emphasis.

In addition, you can see the date they have “Achieved” the complete level of that discipline.

It is also important to know that Skate Canada dictates this approach to skating instruction and we do our very best to implement their ideas and program directions. If you have any questions about this program, please don't hesitate to reach out to our Skating Program Director.

Participant Evaluations

CANskate Tue ▾

Select an Evaluation

Published Evaluations

- CanSkate - Agility (evaluated: 2018-04-12)
- CanSkate - Balance (evaluated: 2018-04-12)
- CanSkate - Control (evaluated: 2018-04-12)

Summarized By Program

CANskate Tue

Completed Achievements

- ★ CanSkate 1 - Agility: 2018-01-04
- ★ CanSkate 2 - Agility: 2018-01-04
- ★ CanSkate 3 - Agility: 2018-01-04

Completed Category Levels

- 🚩 CANSkate Level 1: 2018-01-04
- 🚩 CANSkate Level 2: 2018-01-04
- 🚩 CANSkate Level 3: 2018-01-04

CanSkate - Agility

from CANskate Tue

Published by Office Account on 2018-04-12

CanSkate 1 - Agility

- ✓ 2-ft turn - CW
- ✓ 2-ft turn - CCW
- ✓ 2-ft jump
- ✓ Fwd skating perimeter of ice

★ CanSkate 1 - Agility: 2018-01-04

CanSkate 2 - Agility

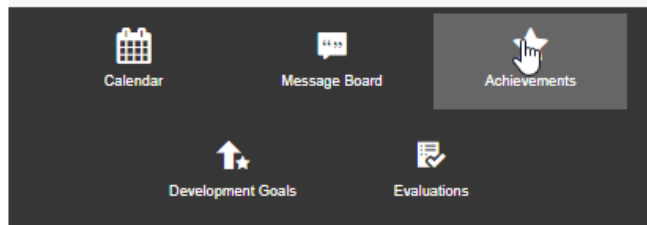
- ✓ Fwd 2-ft turn
- ✓ Bwd 2-ft turn
- ✓ Fwd 180 glide turn - CW
- ✓ Fwd 180 glide turn - CCW
- ✓ Fwd 2-ft jump

★ CanSkate 2 - Agility: 2018-01-04



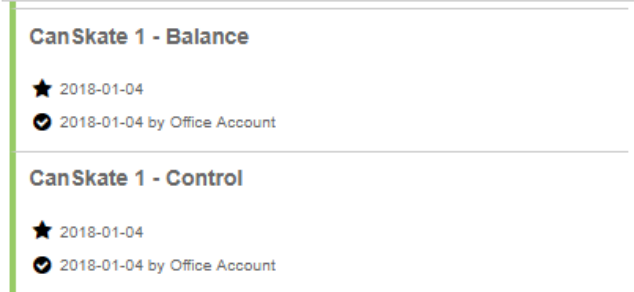
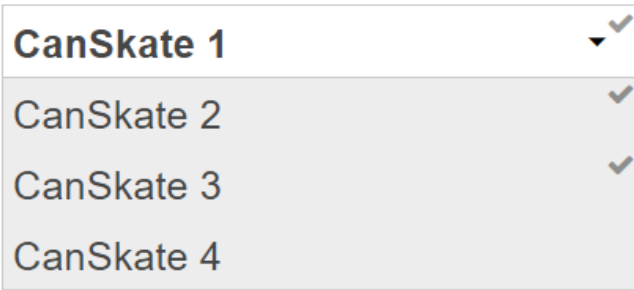
Achievements View

Summative view of your Skater's success



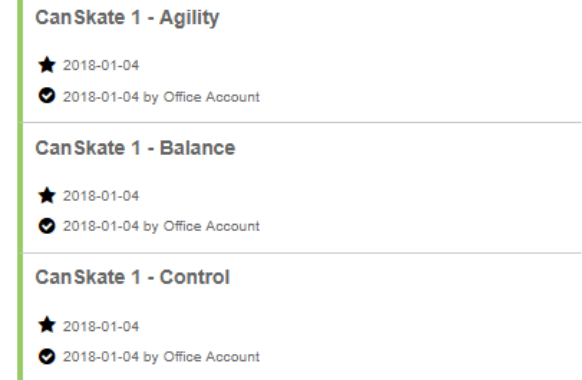
Participant Achievements

Completed View List View Requirements View



CanSkate 1

Achievements



Alternatively, if you just want to see your Skater's progression at a high-level you can select "Achievements" and you will see their information at a high-level.

In this way you can get a historical view of our skaters past activities at a high-level.

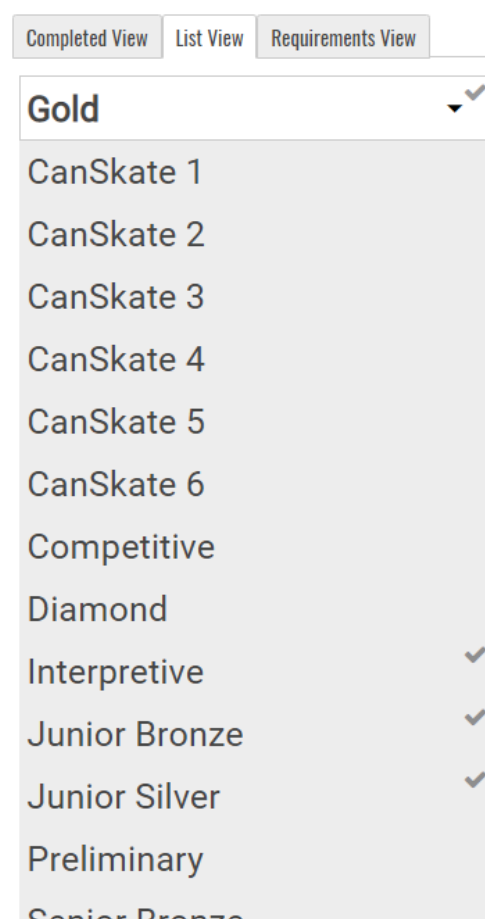
(Please note that you will only see levels in which your skater has at least one level completed. Not all levels always appear here).



Achievements View

Summative view of your Skater's success

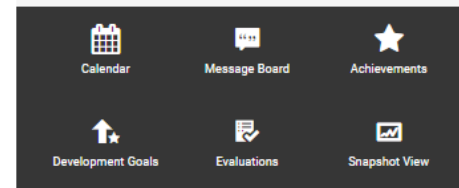
Incidentally, our STAR skaters also use the Achievements to track their progress. So, as your Skater progresses through NSC we will have all of their records from CanSkate to STAR skate in one place!



Completed View List View Requirements View

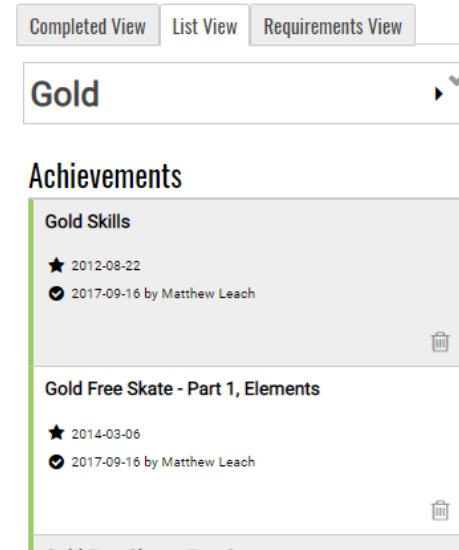
Gold ✓

- CanSkate 1
- CanSkate 2
- CanSkate 3
- CanSkate 4
- CanSkate 5
- CanSkate 6
- Competitive
- Diamond
- Interpretive ✓
- Junior Bronze ✓
- Junior Silver ✓
- Preliminary
- Senior Bronze



- Calendar
- Message Board
- Achievements
- Development Goals
- Evaluations
- Snapshot View

Participant Achievements



Completed View List View Requirements View

Gold ▶ ✓

Achievements

- Gold Skills**
 - ★ 2012-08-22
 - 🕒 2017-09-16 by Matthew Leach
- Gold Free Skate - Part 1, Elements**
 - ★ 2014-03-06
 - 🕒 2017-09-16 by Matthew Leach





**Thank you for making the most
of our Athlete Management
System.**